

Connecticut Valley Woodcarving

www.ctvalleywc.com

Safety, Tools Rolls & Asscesories

<i>Product Name:</i>	<i>CTVWC#:</i>	<i>Price:</i>
----------------------	----------------	---------------

Ashley Iles Background Punches Right H		\$10.95
---	--	----------------

Series 9 - 3/8" Square - 4" long

Ashley Iles Background Punches -Flower		\$10.95
---	--	----------------

Series 6 1/4" square - 4" long

Ashley Iles Background Punches -Full Rou		\$10.95
---	--	----------------

Series 9 - 3/8" Square - 4" long

Ashley Iles Background Punches -Full sma		\$10.95
---	--	----------------

Series 9 - 3/8" Square - 4" long

Black Bolo w/slide	<i>STM-115</i>	\$2.95
---------------------------	----------------	---------------

Brass Screw eyes

STM-116


\$1.00

Packets of 20

Carving a Figure: The Female Form DVD

\$22.46

For centuries, artists have been rendering the female form, from detailed illustrations and paintings to abstract sculptures and carvings. In Carving a Figure - The Female Form, Britain's leading carver, Ray Gonzalez, offers his thirty years of experience to carvers who want to tackle the challenge of female anatomy and create breathtaking results.



Using detailed step-by-step demonstrations, Gonzalez presents the carving process - drawing and preparation, cutting a template, using the band saw to make a basic outline, and carving techniques for both hand and power tools. Clear teaching methods and superb video footage make following the carving process easy to follow from start to finish. A gallery of Gonzalez's stunning works is a testament to his mastery of the craft and will inspire carvers to achieve similar results. With Carving a Figure - The Female Form, you can!

Topics included:

Drawing and preparation

Use of machine tools

Hand tool carving and techniques

Use of the band saw

tools and techniques

Carving Techniques and Projects DVD


\$17.96

A solid foundation in traditional methods

Now you can acquire the satisfying skill of carving wood. In this tape you'll discover the basics of woodcarving, see how to carve an 18th-century scallop shell and gain an understanding of the production techniques of that era.

You will learn about:

- * designing for letter carving
- * selecting and sharpening carving tools
- * carving roman and italic letters
- * relief carving
- * outlining
- * molding (bordering)
- * backgrounding
- * modeling and contouring
- * defining the wings
- * carving the convex and concave rays
- * finishing the shell



Cheryl' Dow's 2 DVD Class

\$49.95

Cheryl's 2 set DVD, with 4 hours of personal instruction from the master herself! Cheryl shows you the basic, intermediate, and some advanced techniques which will bring your skill levels to a higher degree. Covers a wide range of techniques.

Chip Carving DVD with Wayne Barton

\$17.96



Figure Carving Scandinavian Style - DVD STS-200

\$28.95

Figure Carving Scandinavian Style - VHS *STS-201* **\$26.95**


Flexcut 21 Pocket Tool Roll **\$35.96**

Holds 20 palm tools and one knife. Coviently organizes and protects you carving tools.

Flexcut -Tool Roll *STM-325* **\$8.95**

Frank Russell's Power Carving Fur, Feath **\$27.96**

With more than three hours of instructional material, this DVD details the steps involved in transforming blocks of tupelo wood into carvings of the cottontail rabbit, mallard drake duck, and smallmouth bass. Viewers will learn everything needed for these projects, from power carving basics, such as roughing out a blank, to making finishing touches, including detailed segments on expertly setting eyes, defining facial features, and adding texture and details to fur, feathers, and fins. The safe and proper use of power carving tools and accessories is covered in detail with numerous tips that any beginning or experienced carver will appreciate, including his methods for maintaining control over an aggressive cutting burr, cleaning and shaping bits, and loading a sandpaper mandrel.



Kevlar Glove - Large *STM-102* **\$8.00**

Kevlar Glove - Medium *STM-101* **\$8.00**

Kevlar Glove - Small *STM-100* **\$8.00**

Kolrosing with Judy Ritger DVD **\$24.95**

The close-up camera work is fantastic, Judy's instruction in pattern designing is very clear, and the gallery section is awe inspiring! She covers everything from how to do tight turns in kolrosing, to helpful tricks, tools, finishing, even how to carve comfortably in your lap. With Judy's focus on how to develop your own designs to get you going - (we've included an insert of 9 patterns - from beginner to advanced) . Enjoy the revival of Kolrosing - the most accessible form of woodcarving. Anyone from age 10 to 90 can do it - no carving experience is necessary.



Large Tool Roll *LTR-12* **\$14.95**

Leather Palm Pounder *STM-351* **\$9.95**

Minature Tool Roll**\$9.95**

This heavy denim tool roll measures just 5 3/8" X 9" and has room for twelve tools. It was designed specifically for Dockyard carving tools but will hold similarly sized tools. This tool roll can be folded to fit into a shirt pocket.



Pin Vise*STG-103***\$3.95**

Polished Aluminin handle, 4 1/2" X 5/16" - Collect will hold a 3/32" shaft

Pounce Wheel #10 - 1/4" 15 teeth per inch *STG-101***\$5.49**

Great for adding the detail to your carvings, like stitching marks.

Pounce Wheel #9 - 1/4" 21 teeth per inch *STG-100***\$5.49**

Great for adding the detail to your carvings, like stitching marks.

Pounce Wheel Set #12a*STG-102***\$15.95**

Set of 3 - 1/4 "wheel with 21 teeth per inch, 1/4"wheel with 15 teeth per inch, 7/16th wheel with 15 teeth per inch.

Pyrography Workshop with Sue Walters

\$22.95

Hawk Portrait Step-by-Step Woodburning Tutorial and Beginner's Guide
By Sue Walters

Discover the simple techniques of pyrography as you stand alongside one of today's finest woodburning artists, Sue Walters. Ideal for the beginner, or for any woodburners looking to improve their skills, Pyrography Workshop with Sue Walters is like having a private tutoring session. In addition to learning all of the basics of woodburning, you also will receive 10 detailed lessons that culminate in the completion of a stunning hawk project.

Inside this 2-DVD set, you will find a 16 page color booklet that includes two patterns for the hawk project, a photo of the finished piece, and an invaluable set of reference photos illustrating more than 60 textures created with just four pyrography tips. Pyrography Workshop with Sue Walters has everything you need to start woodburning like a pro!



Relief Carving DVD - Bennett

\$13.46


Temporarily out of stock



Sharpening Simplified - DVD

SHE-001


\$24.95



Sharpening Simplified - VHS

SHE-002

\$22.50



Small Leather Roll

STM-350

\$18.95


Great for Knives

Thumb Guards - Large *STM-107* **\$2.50**


Thumb Guards - Medium *STM-106* **\$2.50**

Thumb Guards - Small *STM-105* **\$2.50**

Wood is Good - Full size Tool Roll *STM-301* **\$17.95**
Holds 12 Tools



Wood is Good - Palm Tool Roll *STM-303* **\$15.95**
Holds 12 Tools



Wood is Good - Tool Roll w/pouch *STM-300* **\$27.95**



Wood is Good Mallet -12oz

\$29.95

The "Wood is Good" line of quiet mallets is guaranteed unbreakable. The heads are made of a tough urethane material designed to be quiet and yet able to transmit the maximum blow to the tool. The handles are beautifully turned out of selected, premium New England Hardwoods. They are polish sanded.



Wood is Good Mallet -18oz

\$33.95

The "Wood is Good" line of quiet mallets is guaranteed unbreakable. The heads are made of a tough urethane material designed to be quiet and yet able to transmit the maximum blow to the tool. The handles are beautifully turned out of selected, premium New England Hardwoods. They are polish sanded.



Wood is Good Mallet -20oz


\$34.95

The "Wood is Good" line of quiet mallets is guaranteed unbreakable. The heads are made of a tough urethane material designed to be quiet and yet able to transmit the maximum blow to the tool. The handles are beautifully turned out of selected, premium New England Hardwoods. They are polish sanded.

Wood is Good -Whittler's Apron

STM-304

\$29.95



Woodcarving #2 Letter Carving DVD

\$29.25



Woodcarving #3 Ornamental Carving DV

\$35.95


Over 2 hours of expert instruction in carving an attractive and adaptable leaf decoration. The 2 disk DVD also highlights holding and using woodcarving tools correctly and efficiently. Fundamentals woodcarving cuts: running stabbing, sliding and sweeping!



Woodcarving Basics -DVD

\$26.96

As a companion to the book, Woodcarving Basics -- also brought to you by renowned wood carver David Sabol -- this DVD puts more emphasis on demonstrating each technique. By providing you with video demonstrations, the DVD shows you precisely how every technique and special procedure should be done.



David Sabol will guide you through a wide range of creative projects -- with step-by-step instructions designed to give beginners the experience of working in a wide variety of carving styles.

Connecticut Valley Woodcarving **ORDER FORM**

309 Woodbridge Road, Coventry, CT 06238
 Phone: 1-860-742-3253

How to order:
 To place your order, fill out this order form and return it to us. For fast personal service, call us at 1-860-742-3253.

Bill To: _____

Ship To: _____

Date of Order: _____

Date Required: _____

Customer ID: _____

CTVWC#:	Product Name:	Unit Price:	Quantity:	Extended Price:
Subtotal:				
Total:				

Ship Via (check one): _____

USPS

UPS

FedEx